

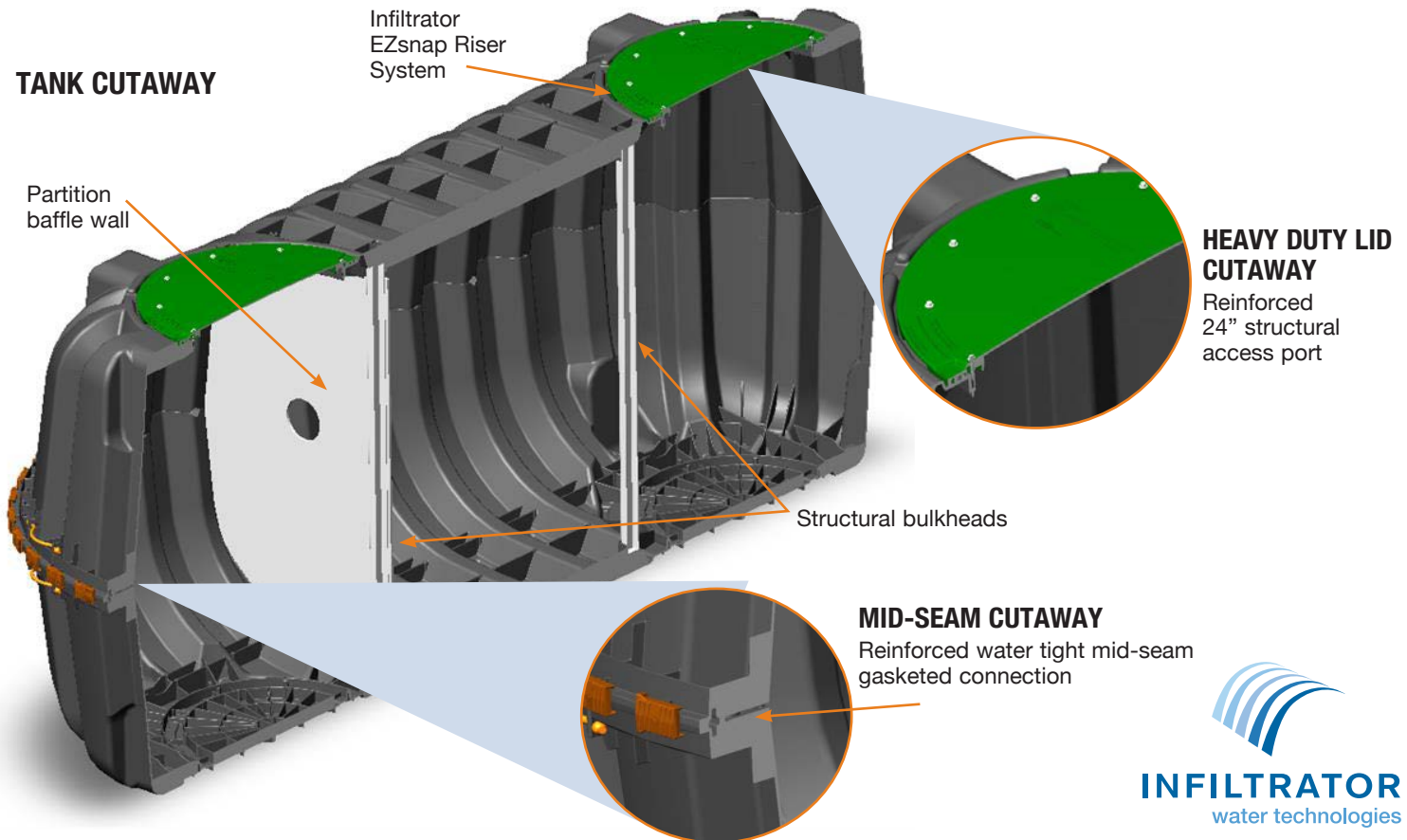


**Features & Benefits**

- Strong compression molded polypropylene construction
- Lightweight plastic construction and inboard lifting lugs allow for easy delivery and handling
- Integral heavy-duty green lids that interconnect with EZsnap risers and pipe riser solutions
- Structurally reinforced access ports eliminate distortion during installation and pump-outs
- Reinforced structural ribbing and fiberglass bulkheads offer additional strength
- Can be installed with 6" to 48" (152 to 1,219 mm) of cover
- Can be pumped dry during pump-outs
- Suitable for use as a septic tank, pump tank, or rainwater (non-potable) tank
- No special water filling requirements are necessary
- The tank may be backfilled with suitable native soil. See installation instructions for guidance.

The Infiltrator CM-1060 is a lightweight, strong and durable septic tank. This watertight tank design is offered with Infiltrator's line of custom-fit risers and heavy-duty lids. Infiltrator compression molded tanks provide a revolutionary improvement in thermoplastic septic tank design, offering exceptional long-term strength and watertightness.

**TANK CUTAWAY**



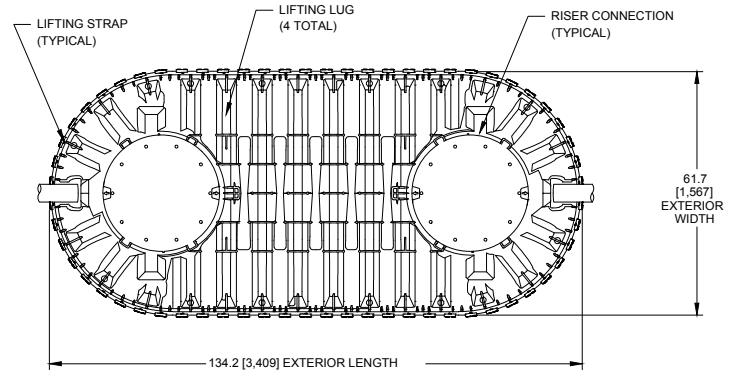
# CM-1060 General Specifications and Illustrations

The CM-1060 is a compression molded two-piece mid-seam thermoplastic tank. The CM-1060 compression molded design allows for a mid-seam joint that has precise dimensions for accepting an engineered EPDM gasket. Infiltrator's gasket design utilizes technology from the water industry to deliver proven means of maintaining a watertight seal. The two-piece design is permanently fastened using a system of molded-in alignment dowels and locking seam clips. The CM-1060 is assembled and sold through a network of certified Infiltrator distributors.

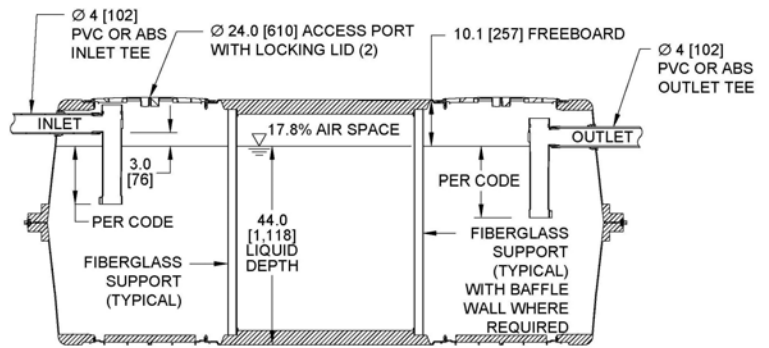


**Must be backfilled and installed in accordance with the Infiltrator IM- and CM-Series Septic Tank General Installation Instructions. For shallow ground water conditions reference the Infiltrator IM- and CM-Series Tank Buoyancy Control Guidance.**

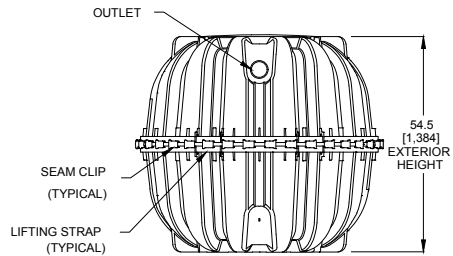
Please visit [www.infiltratorwater.com](http://www.infiltratorwater.com) or scan QR code for the latest information.



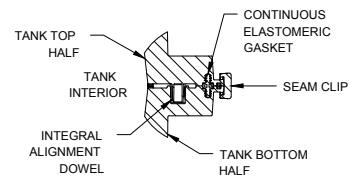
**TOP VIEW**



**SIDE VIEW**



**END VIEW**



**MID-HEIGHT SEAM SECTION**

CM-1060	
Working Capacity	1,111 gal (4,207 L)
Total Capacity	1,309 gal (4,956 L)
Airspace	17.8%
Length	134.2" (3,409 mm)
Width	61.7" (1,567 mm)
Length-to-Width Ratio	2.3 to 1
Height	54.5" (1,384 mm)
Liquid Level	44" (1,118 mm)
Invert Drop	3" (76 mm)
Fiberglass Supports	2
Compartments	1 or 2
Maximum Burial Depth	48" (1,219 mm)
Minimum Burial Depth	6" (152 mm)
Maximum Pipe Diameter	4" (102 mm)
Weight	331 lbs (151 kg)



4 Business Park Road  
P.O. Box 768  
Old Saybrook, CT 06475  
860-577-7000 • Fax 860-577-7001  
**1-800-221-4436**  
[www.infiltratorwater.com](http://www.infiltratorwater.com)  
[info@infiltratorwater.com](mailto:info@infiltratorwater.com)

U.S. Patents: 8322948; 8337119; 8297880; 7914230; 7008138. Other patents pending. Infiltrator, Quick4 and EZflow are registered trademarks of Infiltrator Water Technologies. Infiltrator Water Technologies is a wholly-owned subsidiary of Advanced Drainage Systems, Inc. (ADS).

© 2022 Infiltrator Water Technologies, LLC. Not responsible for any typographic errors. Printed in U.S.A.

CM02 0222

**Contact Infiltrator Water Technologies' Technical Services Department for assistance at 1-800-221-4436**